

Абралиев О., Кадырбекова М.Б.

ВЛИЯНИЕ КАЧЕСТВА АКТИВОВ НА ФИНАНСОВУЮ УСТОЙЧИВОСТЬ КОММЕРЧЕСКИХ БАНКОВ РЕСПУБЛИКИ КАЗАХСТАН

Аннотация

В данной статье проведен анализ влияние качества активов на финансовую устойчивость коммерческих банков Республики Казахстан. Кроме того проблемы и перспективы развития Казахстанского депозитного рынка описаны в данной работе. Статья подготовлена по результатам исследования грантового финансирования на 2015-2017 гг. в рамках бюджетной программы 217 «Развитие науки», подпрограмме 102 «Грантовое финансирование научных исследований» по теме проекта: №4766/ГФ4 «Обоснование оптимального уровня жизни сельского населения регионов казахстана в зависимости их экономического развития: научная разработка необходимых индикаторов и минимальных социальных стандартов» номер гос. регистрации №0115РК01912.

Ключевые слова: депозитный рынок, финансовый рынок Казахстана, перспективы развития, финансовая устойчивость.

UDK 631.18.02

Abraliev O., Naimanova J.

Kazakh national agrarian university, Almaty, Kazakhstan

THE PRESENT STATE OF THE AMERICAN DOLLAR IN THE FINANCIAL MARKET OF KAZAKHSTAN

Annotation

The article analyses the present state of the American dollar in the financial market of Kazakhstan. The American dollar has become the global currency in the international economy. Therefore, this currency holds the strong positions in the financial sector of the Republic of Kazakhstan.

The article is prepared based on the results of a grant financing study for 2015-2017. under the budget program 217 "Development of science", subprogram 102 "Grant financing of scientific research" on the project topic: No.4766 / GF4 "Justification the optimal level of living of the rural population of the regions of kazakhstan in dependence of their economic development: scientific development of necessary indicators and minimum social standards" number of state. registration No. 0115RK01912.

Keywords: financial market, Kazakhstan, American dollar, exchange rate, currency.

According to the President of the Republic of Kazakhstan, Nursultan Nazarbayev, the stability of the financial system has the strategic importance for Kazakhstan in order to gain enough economic power to compete with the developed countries [1]. Currencies play the significant role for the financial sector of the Republic of Kazakhstan as their circulation properties impact international trade of the state [2].

The American dollar is one of the most important foreign currencies in the financial sector of the economy due to its role in the global trade [3]. The majority of the transactions and trade deals worldwide are made in USD [4]. Therefore, Kazakhstan as the member of the global

financial market may need the American dollars both for internal and external financial reasons [5].

The figure below shows the most recent exchange rates of the American dollar (USD) for 1 month from 01.09.2016 to 01.10.2017.




Figure 1 – The exchange rate of the American dollar from the 1st of September 2017 to the 1st of October 2017, tenge

Source: The National Bank of Kazakhstan (2017) *Daily Official (market) Foreign Exchange Rates*. Accessed: <http://www.nationalbank.kz/?docid=362&switch=english> [Accessed: 12 October 2017].

The figure above shows that the lowest exchange rate of the American dollar (USD) for the period between the 1st of September 2017 to the 1st of October 2017 was on the 9th of September 2017 – 334.29 tenge. On the other hand, the highest exchange value of USD was on the 21st of September 2016 – 341.61 tenge. The mean value of the exchange rate is 339.68 tenge.

The first quartile of the exchange rate for USD from 01.09.2017 to 01.10.2017 is 337.04 tenge. The third interquartile of the same value is 340.39 tenge. As a result, the interquartile range is 3.35 tenge.

The figure below shows daily exchange rate change for the same period as in the figure 1 for the exchange rate of USD.

The figure above shows that for ten days there was no daily changes in exchange rate of the American dollar (USD) for the period of time between the 2nd of September 2017 to the 1st of October 2017: 02.09.2017, 03.09.2017, 04.09.2017, 10.09.2017, 11.09.2017, 17.09.2017, 18.09.2017, 24.09.2017, 25.09.2017, 01.10.2017. The majority of these days were week-ends when both Kazakhstan Stock Exchange (KASE) and the National Bank of Kazakhstan were shut.

The highest rate of decline in daily change of the exchange rate was on the 8th of September 2017 – decrease by 4.58 tenge. On the other hand, the highest rate of growth in daily exchange rate change was on the 6th of September 2017 – rise by 2.36 tenge.

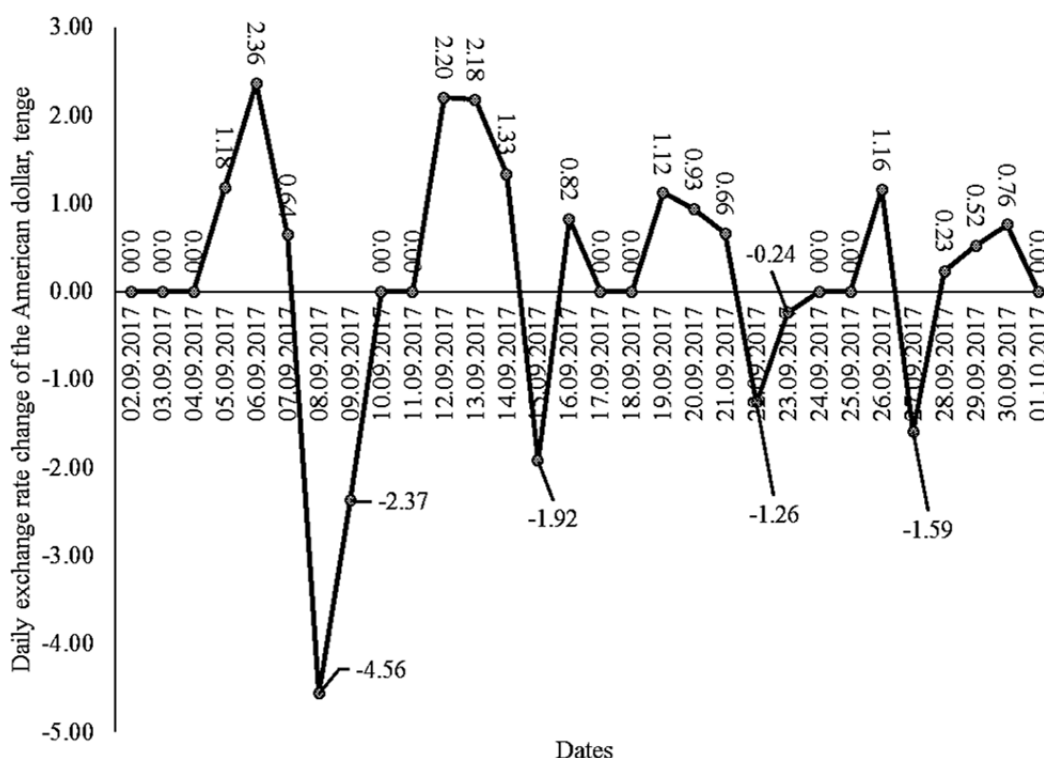


Figure 2 – Daily exchange rate change of the American dollar from the 2nd of September 2017 to the 1st of October 2017, tenge

Source: The National Bank of Kazakhstan (2017) *Daily Official (market) Foreign Exchange Rates*. Accessed: <http://www.nationalbank.kz/?docid=362&switch=english> [Accessed: 12 October 2017].

The lowest decrease for the period of nearly one month between the 2nd of September 2017 to the 1st of October 2017 in the non-zero value of the exchange rate change for the American dollars (USD) was on the 23rd of September of 2017 – fall by 0.24 tenge (KZT). However, the lowest non-zero rise for the same period in the exchange value of the same currency was on the 28th of September 2017 – rise by 0.23 tenge.

Figure 2 shows that the mean of daily change in the cost of American dollar in the exchange market of the Republic of Kazakhstan between 02.09.2016 to 01.10.2017 equals to 339.68 tenge. The first quartile for daily change in the cost that should be paid in the local currency in order to buy 1 American dollar equals to zero tenge. However, the third interquartile is 0.9025 tenge. Therefore, the interquartile range for the daily change value is 0.9025 tenge.

The figure below shows the percentage change for the daily value changes in the exchange rate of the American dollar (USD) between for the period of nearly one month between 02.09.2017 to 01.10.2017.

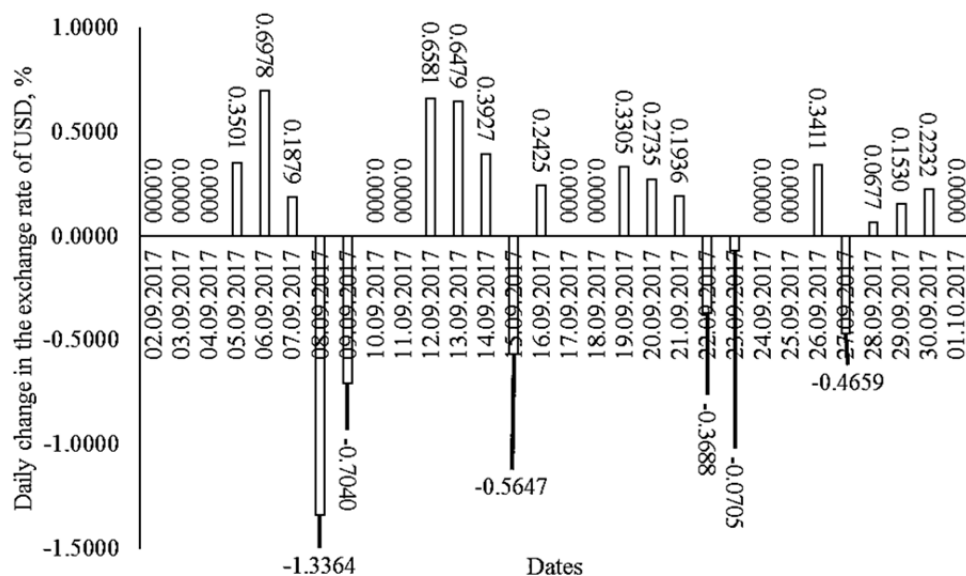


Figure 3 – Daily change in the exchange rate of the American dollar from the 2nd of September 2017 to the 1st of October 2017, %

Source: The National Bank of Kazakhstan (2017) *Daily Official (market) Foreign Exchange Rates*. Accessed: <http://www.nationalbank.kz/?docid=362&switch=english> [Accessed: 10 October 2017].

The figure above shows that the mean for the value of daily percentage change in how much tenge is needed to be paid for one American dollar (USD) for the period between 02.09.2017 to 01.10.2017 equals to 0.03385%. The first quartile for daily percentage change in exchange rate of USD between the 2nd of September and the 1st of October equals to zero. The third quartile for daily percentage change is 0.2658%. Therefore, the interquartile range equals to 0.2658%.

The figure below shows an average monthly exchange rate of USD between 09.09.2016 to 09.09.2017.

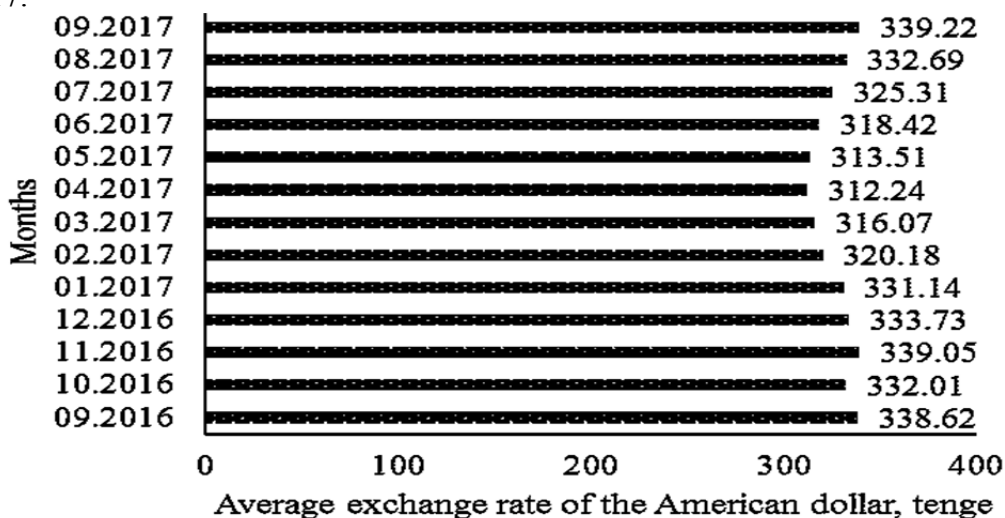


Figure 4 – Average exchange rate for the American dollar per month from September 2016 to September 2017, tenge.

Sources:

1. The National Bank of Kazakhstan (2017) *Official exchange rates, 2017*. Available: <http://www.nationalbank.kz/cont/2017%20eng8.pdf> [Accessed: 12 October 2017].
2. The National Bank of Kazakhstan (2017) *Official exchange rates, 2016*. Available: <http://nationalbank.kz/cont/2016%20eng10.pdf> [Accessed: 12 October 2017].

The figure above shows that the maximum average exchange rate between 09.2016 to 09.2017 was in September 2017. The figure below shows monthly change rate for the exchange rate of USD between 10.2016 to 09.2017.

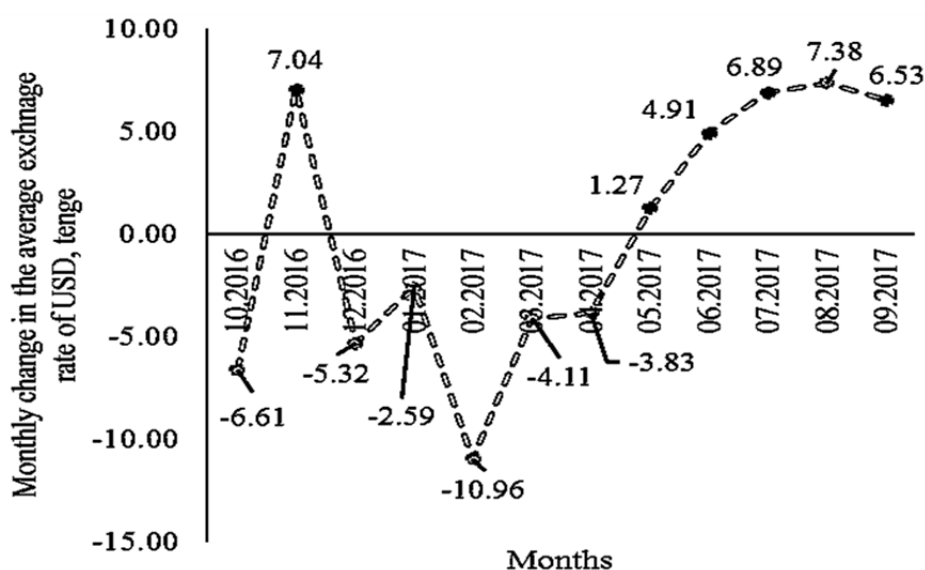


Figure 6 – Monthly change in the average exchange rate of USD from September 2016 to September 2017, %.

Sources:

1. The National Bank of Kazakhstan (2017) *Official exchange rates, 2017*. Available: <http://www.nationalbank.kz/cont/2017%20eng8.pdf> [Accessed: 12 October 2017].
2. The National Bank of Kazakhstan (2017) *Official exchange rates, 2016*. Available: <http://nationalbank.kz/cont/2016%20eng10.pdf> [Accessed: 12 October 2017].

The figure above shows that the highest growth monthly change in the exchange rate of the American dollar was in August 2017 – rise by 2.2686%. On the other hand, the highest monthly drop in the exchange rate of USD was in February 2017 – fall by 3.3098%.

The lowest non-zero growth of the monthly change value took place in May 2017 – rise by 0.4067%. However, the lowest non-zero decrease in the monthly change value between 10.2016 to 09.2017 was in January 2017 – fall by 0.7761%.

The figure below shows the monthly change rate value in the national currency of the Republic of Kazakhstan for the exchange rate of the American dollars between 09.09.2016 to 09.09.2017.

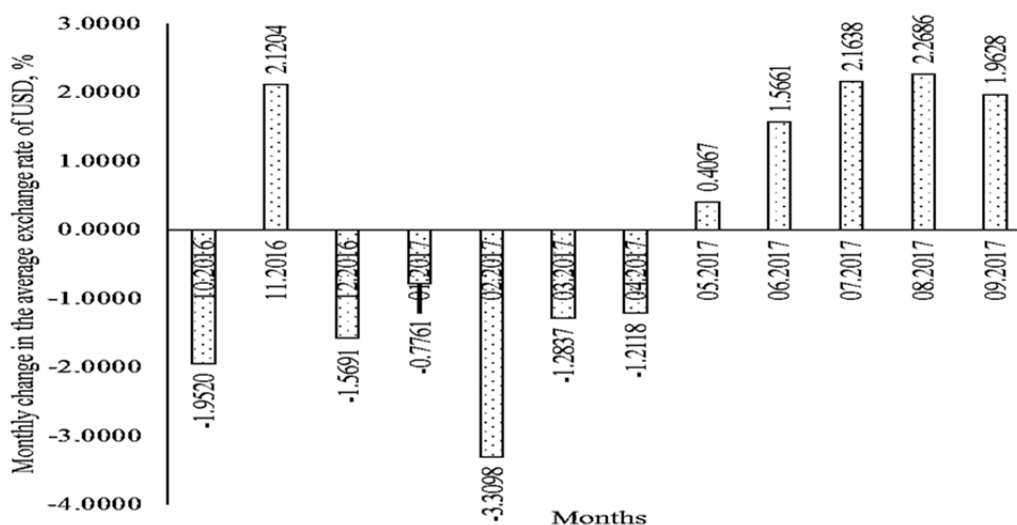


Figure 5 – Monthly change in the average exchange rate of the American dollar from September 2016 to September 2017, tenge

Sources:

1. The National Bank of Kazakhstan (2017) *Official exchange rates, 2017*. Available: <http://www.nationalbank.kz/cont/2017%20eng8.pdf> [Accessed: 12 October 2017].
2. The National Bank of Kazakhstan (2017) *Official exchange rates, 2016*. Available: <http://nationalbank.kz/cont/2016%20eng10.pdf> [Accessed: 12 October 2017].

The figure above shows that half of the period between 10.2016 to 09.2017 were drops in the value of monthly changes in the exchange rate of the American dollar.

In conclusion, the highest exchange value of the American dollar (USD) between 01.09.2016 to 01.10.2017 was 341.61 tenge. On the other, hand the highest cost of USD per tenge between 09.2016 to 09.2017 was 339.21 tenge. Therefore, the maximum exchange rate of the American dollar in October 2017 is going to be bigger than its average value between September 2016 to September 2017.

Bibliography

1. Nursultan Nazarbayev (2017) Address of the President of the Republic of Kazakhstan to the Nation. Available: <http://mfa.gov.kz/en/abudhabi/content-view/poslanie-prezidenta-respubliki-kazahstan-nazarbaeva-narodu-kazahstana-31-anvara-2017-g-14> [Accessed 12 October 2017].
2. IBP (2015) *Kazakhstan Investment and Business Guide Volume 1 Strategic and Practical Information*. Washington, D.C.: International Business Publications.
3. Vambery, R., & Ganziro, T. (2016) *The Exorbitant Burden: The Impact of the U.S. Dollar's Reserve and Global Currency Status on the U.S. Twin-Deficits*. Howard House, Wagon Lane, Bingley: Emerald Group Publishing Limited.
4. Cohen, B. (2015) *Currency Power: Understanding Monetary Rivalry*. Princeton and Oxford: Princeton University Press.
5. IMF (2009) *Republic of Kazakhstan: 2009 Article IV Consultation: Staff Report; Supplement; and Public Information Notice on the Executive Board Discussion*. Washington, D.C.: International Monetary Fund.

Абралиев О., Найманова Ж.

ҚАЗАҚСТАННЫҢ ҚАРЖЫ НАРЫҒЫНДАҒЫ АҚШ ДОЛЛАРЫНЫҢ АҒЫМДАҒЫ ЖАҒДАЙЫ

Андатпа

Бұл мақалада Қазақстанның қаржы нарығындағы АҚШ долларының ағымдағы күйі талдалған. АҚШ доллары халықаралық экономикада ғаламдық валюта болып кетті. Сондықтан осы валюта Қазақстан Республикасының қаржы секторында күшті позицияларды ұстайды.

Мақала 2015-2017 жж. гранттық қаржыландыру зерттеуі 217 "Ғылымды дамыту" бюджеттік бағдарламасы, 102 бағдарламасы "Ғылыми зерттеуді гранттық қаржыландыру" №4766/Ф4 Қазақстан аймақтарының ауылдық тұрғындардың өмір сүру деңгейін олардың экономикалық дамуына байланысты негіздеу: индикаторларды ғылыми зерттеу және әлеуметтік стандарттарды енгізу» жобасы бойынша дайындалды, тіркеу №0115PK01912.

Кілт сөздер: қаржы нарығы, Қазақстан, америка доллары, айырбас бағамы, валюта.

Абралиев О., Найманова Ж.

ТЕКУЩЕЕ СОСТОЯНИЕ АМЕРИКАНСКОГО ДОЛЛАРА НА ФИНАНСОВОМ РЫНКЕ КАЗАХСТАНА

Аннотация

Данная статья анализирует текущее состояние Американского доллара на финансовом рынке Казахстана. Американский доллар стал глобальной валютой в международной экономике. Поэтому данная валюта удерживает сильные позиции в финансовом секторе Республики Казахстана

Статья подготовлена по результатам исследования грантового финансирования на 2015-2017 гг. в рамках бюджетной программы 217 «Развитие науки», подпрограмме 102 «Грантовое финансирование научных исследований» по теме проекта: №4766/ГФ4 «Обоснование оптимального уровня жизни сельского населения регионов Казахстана в зависимости их экономического развития: научная разработка необходимых индикаторов и минимальных социальных стандартов» номер гос. регистрации №0115PK01912.

Ключевые слова: финансовый рынок, Казахстан, американский доллар, обменный курс, валюта.

UDK 631.18.02

Aidarova L., Shalgimbaeva K.

Kazakh national agrarian university, Almaty, Kazakhstan

PRODUCTION AND SALES MANAGEMENT OF VEGETABLE PRODUCTS (THE CASE STUDY OF ALMATY PROVINCE)

Annotation

The article analyses what factors lie behind the success of for the sales of vegetable products. Moreover, recommendations for improving production and sales practices in Almaty province are defined.